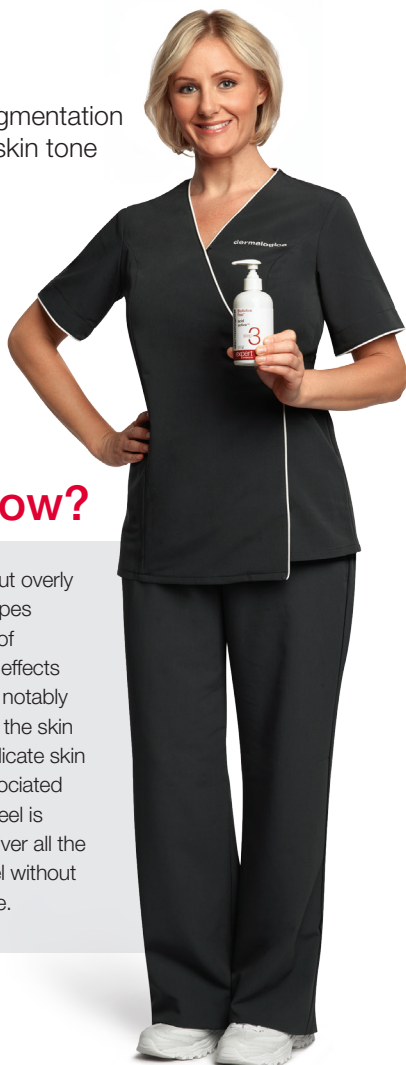


Your professional skin therapist can assess the suitability of BioActive Peel for your skin condition and desired results with a Face Mapping® skin analysis. In general, BioActive Peel can be tailored by your skin care professional to treat the following skin concerns:

- skin roughness
- signs of photodamage
- fine lines and wrinkles
- acne breakouts
- skin congestion
- some forms of pigmentation and unbalanced skin tone



did you know?

While many clients seek out overly aggressive peels in the hopes they will reduce the signs of premature aging, the side effects of these treatments, most notably inflammation, actually age the skin more by damaging the delicate skin structure at the layers associated with cell birth. BioActive Peel is especially designed to deliver all the benefits of a chemical peel without the scarring and downtime.

How often do I need BioActive Peel treatments to maintain results?

Your skin care professional will prescribe a series of 3–6 treatments depending on your skin concern and skin condition. Multiple series may be performed to achieve the desired results.

When can I expect to see results?

Results will depend on your skin condition and how frequently you receive BioActive Peel treatments. As with any skin care regimen, results can take anywhere from 2–4 weeks to show, as this is how long it takes for skin to renew itself.

Is there anything I need to do to prepare for my BioActive Peel treatments?

Once your skin care professional determines you are a candidate for BioActive Peel treatments, he or she may prescribe a Dermalogica product pre-treatment regimen specific to your skin condition. As a general rule of thumb, it is good practice to discontinue the use of prescribed exfoliants (such as Retin-A and Renova) at least 48 hours prior to, and during, BioActive Peel treatments.

I used to take Isotretinoin (also known as Accutane). Can I receive BioActive Peel treatments?

Yes, but only if you've been off Isotretinoin for more than 6 months.

I'm pregnant. Can I receive a BioActive Peel treatment?

No. BioActive Peel contains Salicylic Acid, an ingredient that is not to be used on pregnant or lactating women.

© Dermalogica, Inc.
Dermalogica, Dist.
Los Angeles, CA 90009 USA
1-800-831-5150
Europe: London KT22 8JB UK

THIS



IS NOT JUST A PEEL

THIS IS BIOACTIVE™ PEEL

Take skin health to a new depth

dermalogica®

BioActive™ Peel

what is bioactive peel?

BioActive™ Peel is a powerful skin resurfacing system from the skin health experts at Dermalogica and The International Dermal Institute. It helps reduce acne, pigmentation and signs of premature aging to reveal smoother, brighter and softer skin.

why do i need it?

Chemical peels are one of the most popular professional skin care services today because they can improve the quality, texture and tone of the skin. But they can also produce severe side effects such as inflammation, discoloration and scarring for up to several months. With BioActive Peel, you can get the same powerful results without the associated risks or downtime. In fact, your skin will look and feel healthier than ever!

what can i expect?

Most clients experience noticeable results within 2-3 treatments, from fewer wrinkles and fine lines to smoother texture and reduced breakouts.

Before



Prominent fine lines surround the eye area.

After 6 treatments



Fine lines have significantly diminished after 6 treatments!

Before



Breakouts and large pores cover the skin.

After 2 treatments

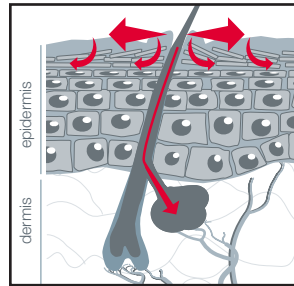


Skin texture and pore size has improved after just 2 treatments!

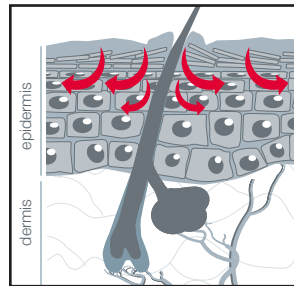
how does bioactive peel work?

BioActive Peel is designed to work with the skin's chemistry, not against it. When performed by a certified skin care professional, it safely removes dull outer layers of skin and helps the skin underneath regenerate for better health and radiance.

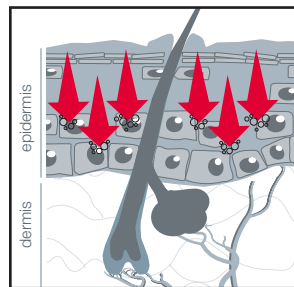
dramatic skin smoothing. no downtime.



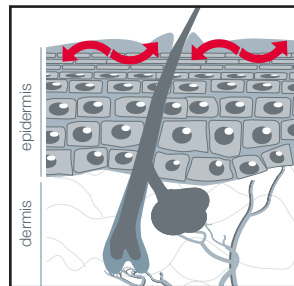
Salicylic Acid, a potent beta hydroxy acid, helps dissolve and remove excess surface oils and skin cells.



Powerful plant enzymes unlink skin cells and help digest skin protein to facilitate penetration of active ingredients.



Highly active skin-smoothing acids penetrate the skin, pushing exfoliation to the limit.



Skin-soothing botanicals rapidly calm irritation and reduce redness while kick-starting the reparative process.

post-treatment care

Your skin condition, skin concerns and dedication to post-treatment care will impact the frequency and results of BioActive Peel treatments. Ideally, a series of three treatments are performed over a 6-12 week period, followed by maintenance treatments twice a year.

Immediately after your BioActive Peel treatment, your skin may appear red and flushed. As your skin goes through the renewal process, it is normal to experience dryness, redness and tightness, as well as some peeling or flaking within a week. You may also notice a temporarily more pronounced appearance of pigmentation as it rises to the skin's surface. These side effects will subside quickly with proper post-treatment care, starting with the BioActive Peel After Care Kit.

This kit includes: UltraCalming™ Cleanser, broad-spectrum Super Sensitive Shield SPF30 and two nourishing moisturizers, as well as AGE Smart Multivitamin Thermafoliant® to help buff away post-treatment peeling. In addition, ask your skin care professional for a fully customized Dermalogica skin care prescription to help ensure lasting results.

